
















AUTUMN TERM

Writing:	Maths:	Reading:	Science:
<p>Books we will be studying:</p>  <p>Genres of writing taught:</p> <ul style="list-style-type: none"> • Stories with familiar settings • Traditional Stories • Instructions • Letter writing <p>Skills we will be focusing on:</p> <p>To use full stops, question marks and exclamation marks.</p> <p>To use suitable adjectives for description.</p> <p>Commas to separate adjective strings.</p> <p>To organise writing with a beginning and an end.</p> <p>Think of more than one idea about the same thing.</p> <p>Use noun phrases in writing.</p> <p>Use compound sentences.</p> <p>Understand the effect writing needs to have an effect.</p> <p>Generate and use topic language.</p>	<p>We follow the White Rose Maths approach to Maths in school, using Power Maths workbooks to support pupils in applying taught knowledge.</p> <p>This term, pupils' learning will focus on:</p> <p>Number</p> <ul style="list-style-type: none"> • Place Value (within 10, read, write, and compare numbers to 100) • Addition and subtraction (building up to adding two 2-digit numbers, estimating, and comparing, partitioning numbers into hundreds, tens, and ones) <p>Geometry</p> <ul style="list-style-type: none"> • Shape (recognising 2D and 3D shapes, drawing shapes, sorting shapes, symmetry) 	<p>Books we will be enjoying:</p>  <p>Skills we will be focusing on:</p> <ul style="list-style-type: none"> • Word reading (reading the majority of words on sight, quickly and accurately, including Year 2 high frequency words.) • Vocabulary (linking new meaning to known words) • Retrieval (key information from the text to answer simple questions about what has been read, who, what, where, when, how questions) • Explain choice and viewpoint (linking to own experience, expressing whether they like/dislike characters or events) • Inference (making simple inferences about characters' thoughts, feelings, behaviour, and actions using what they say and do, inferring basic points) 	<p>Human survival</p>  <p>This project teaches pupils about the basic needs of humans for survival, including the importance of exercise, nutrition, and good hygiene. They learn how human offspring grow and change over time into adulthood.</p> <p>Habitats</p>  <p>This project teaches pupils about habitats and what a habitat needs to provide. They explore local habitats to identify and name living things and begin to understand how they depend on one another for food and shelter.</p>




Geography:	History:	RE & PSHE:	PE:
 <p>Let's explore the world This essential skills and knowledge project teaches pupils about atlases, maps, and cardinal compass points. They learn about the characteristics of the four countries of the United Kingdom and find out why there are hot, temperate, and cold places around the world. They also compare England to Somalia. Pupils conduct fieldwork, collecting primary data in their locality to answer geographical questions.</p>	 <p>Movers and Shakers This project teaches pupils about historically significant people who have had a major impact on the world. They will learn to use timelines, stories, and historical sources to find out about the people featured and use historical models to explore their significance.</p>	<p>PSHE There are 2 topics we will be exploring from the 'Relationships' strand this term:</p> <p>What is the same and different about us? How we are unique? How we are similar or different to others? Celebrating similarities & differences - disability</p> <p>What is bullying? How words and actions can affect how people feel Name-calling, hurtful teasing, excluding others is unacceptable. How to respond and seek help</p> <p>RE: Pupils will be learning about world religions and their teachings via following dispositions</p> <ul style="list-style-type: none"> • Living by rules • Being Temperate, Self Disciplined and Seeking • Responding to suffering • Sharing and Being Generous 	<p>Pupils have 2 PE lessons per week and should wear their PE kit on their allocated PE day. In the first half term, our topics will be:</p> <ul style="list-style-type: none"> • Team Building (Following instructions, co-operate and communicate in small groups) • Fundamentals (Exploring balance, stability and landing safely, combination jumping and skipping individually) <p>In the second half term, our topics will be:</p> <ul style="list-style-type: none"> • Fitness (Taking part in circuits to develop stamina and agility, developing 'ABC,' agility, balance, and coordination) • Dance (Copy, repeat and create movement patterns, using unison, mirroring, and matching, remembering and repeating actions and dance as a group)
Computing:	Music:	Art & Design:	Design & Technology:
<p>Pupils will be completing two computing units this half term:</p> <p>Information technology around us</p> <p>Digital Photography</p>	<p>Pupils will be completing one Charanga music unit this half term:</p> <ul style="list-style-type: none"> • Recorder course 	 <p>Still life This project teaches pupils about the work of significant still life artists and still life techniques. They explore a wide variety of still life and learn about the use of colour and composition. They create still life arrangements and artwork.</p>	 <p>Push and pull This project teaches pupils about three types of mechanism: sliders, levers, and linkages. They make models of each mechanism before designing and making a greetings card with a moving part.</p>

SPRING TERM

Writing:	Maths:	Reading:	Science:
<p>Books we will be studying:</p>  <p>Genres of writing taught:</p> <ul style="list-style-type: none"> Different stories by the same author Biography Recounts Poetry - Patterns on the page <p>Skills we will be focusing on: Identify and use different conjunctions Use of a range of pronouns. Powerful adjectives and verbs. Sequence words as openers. Purpose of different organisational features. Understand how language creates an effect Use specific language for a specific effect</p>	<p>We follow the White Rose Maths approach to Maths in school, using Power Maths workbooks to support pupils in applying taught knowledge.</p> <p>This term, pupils' learning will focus on:</p> <p>Measurement</p> <ul style="list-style-type: none"> Money (counting in pounds and pence, comparing amounts, finding change, two step problems) <p>Number</p> <ul style="list-style-type: none"> Multiplication & Division (grouping, multiplication symbols, arrays, sharing, doubling, and halving, 2,5,10 times table) <p>Measurement</p> <ul style="list-style-type: none"> Length & Height (cm,m, problem solving, order and compare) Mass, capacity, and temperature (g,kg, ml, litres, four operations with mass and capacity) 	<p>Books we will be enjoying:</p>  <p>Skills we will be focusing on:</p> <ul style="list-style-type: none"> Word reading (reading accurately and with fluency, using known phonics strategies, common exception words and spelling patterns, reading the majority of words on sight) Vocabulary (discussing new and favourite words and phrases, giving reasons) Retrieval (finding important details and facts from non fiction texts, using information to ask and answer questions/compile a report/set of instructions/explanation text) Inference (giving reasons for characters thoughts, feelings, behaviour, and actions, linking character's behaviour to events in the text, answering questions and modifying answers as the story progresses) 	 <p>Use of materials</p> <p>This project teaches pupils about the uses of everyday materials and how materials' properties make them suitable or unsuitable for specific purposes. They begin to explore how materials can be changed.</p>  <p>Plant survival</p> <p>This project teaches pupils about the growth of plants from seeds and bulbs. They observe the growth of plants first hand, recording changes over time and identifying what plants need to grow and stay healthy.</p>

Geography:	History:	RE & PSHE:	PE:
 <p>Coastlines</p> <p>This project teaches pupils about the physical and human features of coastal regions across the United Kingdom, including a detailed exploration of the coastal town of Whitby, in Yorkshire.</p>	<p><i>History is not taught within an explicit topic this term.</i></p> <p><i>Pupils will continue to retrieve their historical knowledge from last term via regular retrieval practice. They will also use some of their history skills in their Geography lessons.</i></p>	<p>PSHE</p> <p>There are 2 topics we will be exploring from the 'Living in the wider world' and Health and wellbeing' strands this term:</p> <ul style="list-style-type: none"> • What jobs people do? How jobs help people earn money Ranges of jobs people do How people have different strengths and interests Using the internet and digital devices in everyday lives • What helps us to stay safe? Rules and restriction that help us to stay safe Identifying unsafe situations (including online) Resisting pressure to do something that makes them feel unsafe How not everything they see online is true Seeking help <p>RE:</p> <p>Pupils will be learning about world religions and their teachings via following dispositions</p> <ul style="list-style-type: none"> • Creating Unity and Harmony • Participating and Willing to Lead • Caring for Others, Animals, and the Environment • Being Merciful and Forgiving 	<p>Pupils have 2 PE lessons per week and should wear their PE kit on their allocated PE day.</p> <p>In the first half term, our topics will be:</p> <ul style="list-style-type: none"> • Gymnastics (performing gymnastic shapes and linking them together, linking travelling actions and balances, developing sequence work on apparatus) • Yoga (copying and repeating yoga poses, copying and remember actions linking them into a flow, exploring poses and create a yoga flow) <p>In the second half term, our topics will be:</p> <ul style="list-style-type: none"> • Ball Skills (developing coordination and technique when throwing and catching) • Gymnastics (demonstrating different shapes, take off and landings when performing jumps, develop sequence work)
Computing:	Music:	Art & Design:	Design & Technology:
<p>Pupils will be completing two computing units this half term:</p> <p>Programming – Robot algorithms</p> <p>Pictograms</p>	<p>Pupils will be completing two Charanga music units this half term:</p> <ul style="list-style-type: none"> • Hands, feet, heart • I wanna play in a band <p>These units will focus on the use of:</p> <ul style="list-style-type: none"> • Voice, recorders/ glockenspiels/keyboards, and improvisation 	 <p>Flower Head</p> <p>This project teaches pupils about the visual elements of flowers, including shape, texture, colour, pattern, and form. They also explore various artistic methods, including drawing, printmaking, and 3-D forms, using paper and clay.</p>	 <p>Beach Hut</p> <p>This project teaches pupils about making and strengthening structures, including different ways of joining materials.</p>

SUMMER TERM

Writing:	Maths:	Reading:	Science:
<p>Books we will be studying:</p>  <p>Genres of writing taught:</p> <ul style="list-style-type: none"> • Fantasy Stories (3 weeks) • Letter • Non-chronological report - information text • Poetry – Poets and their poems. <p>Skills we will be focusing on: Widen punctuation use (including apostrophes). Using a range of sentence openers. Use language for a specific effect. To identify viewpoint and show viewpoint in own writing. Use language to interest the reader. Paragraphing—expanding ideas around the same point. Use of similes</p>	<p>We follow the White Rose Maths approach to Maths in school, using Power Maths workbooks to support pupils in applying taught knowledge.</p> <p>This term, pupils’ learning will focus on:</p> <p>Number</p> <ul style="list-style-type: none"> • Fractions (introducing parts and wholes, recognising, and finding half, quarter and thirds, count in fractions up to a whole) <p>Measurement</p> <ul style="list-style-type: none"> • Time (o’clock, half past, quarter past, quarter to, hours and minutes) <p>Statistics</p> <p>Geometry</p> <ul style="list-style-type: none"> • Position and direction (describe movement and turns, shape with pattern and turns) <p>Number problem solving</p>	<p>Books we will be enjoying:</p>  <p>Skills we will be focusing on:</p> <ul style="list-style-type: none"> • Word reading (reading fluently with intonation, expression, and regard for punctuation) • Vocabulary (understanding the meaning of words and adding them to their own vocabulary, read to understand with meaning) • Retrieval (checking words that they have decoded to ensure that they fit within the text they have already read) • Inference (answering why and which questions, giving reasons for the behaviour/ actions of a character based on clues from the text) 	 <p>Animal survival</p> <p>This project teaches pupils about growth in animals by exploring the life cycles of some familiar animals. They build on learning about the survival of humans by identifying the basic needs of animals for survival, including food, water, air, and shelter.</p>

Geography:	History:	RE & PSHE:	PE:
<p><i>Geography is not taught as a main focus this term.</i></p> <p><i>Pupils will continue to retrieve their geographical knowledge from last term via regular retrieval practice.</i></p> <p><i>They will also use some of their geography skills in their History lessons.</i></p>	 <p>Magnificent monarchs</p> <p>This project teaches pupils about the English and British monarchy from AD 871 to the present day. Using timelines, information about royal palaces, portraits, and other historical sources, they build up an understanding of the monarchs and then research six of the most significant sovereigns.</p>	<p>PSHE:</p> <p>There are 2 topics we will be exploring from the 'Health and wellbeing' strand this term:</p> <ul style="list-style-type: none"> • What helps us to grow and stay healthy? <p>The different things that help our bodies to be healthy</p> <p>The impact of too much sugar</p> <p>The benefits of physical activity and sleep</p> <p>Screen time</p> <p>Keeping safe in the sun</p> <ul style="list-style-type: none"> • How do we recognise our feelings? <p>Recognising, naming, and describing a range of feelings</p> <p>How feelings affect people in their bodies and their behaviour</p> <p>Managing feelings and seeking help</p> <p>RE:</p> <p>Pupils will be learning about world religions and their teachings via following dispositions</p> <ul style="list-style-type: none"> • Being Attentive to the sacred as well as the precious • Being Reflective and Self Critical • Being Imaginative and Exploratory • Appreciating Beauty 	<p>Pupils have 2 PE lessons per week and should wear their PE kit on their allocated PE day.</p> <p>In the first half term, our topics will be:</p> <ul style="list-style-type: none"> • Net and Wall (developing racket skills and the tactic of defending) • Invasion (developing understanding of what being in possession means and support a teammate to do this, learning to apply simple tactics for attacking and defending) <p>In the second half term, our topics will be:</p> <ul style="list-style-type: none"> • Striking and Fielding (developing accuracy in underarm and overarm throwing and consistency in catching when fielding a ball) • Cricket (applying skills learnt to mini cricket. Including bat skills and fielding)
Computing:	Music:	Art & Design:	Design & Technology:
<p>Pupils will be completing two computing units this half term:</p> <p>Making music</p> <p>Programming quizzes</p>	<p>Pupils will be completing two Charanga music units this half term:</p> <ul style="list-style-type: none"> • Friendship song • Exploring sound – (texture) <p>These units will focus on the use of:</p> <ul style="list-style-type: none"> • Voice, recorders, glockenspiel, keyboards, improvisation • Composing, sound design, and graphic notation 	 <p>Portraits and Poses</p> <p>This project teaches pupils about portraiture. They analyse the portraits of Tudor monarchs and compare Tudor portraits and selfies today. They use photo editing software to create royal portraits.</p>	 <p>Cut, stitch, and join</p> <p>This project teaches pupils about fabric home products and the significant British brand Cath Kidston. They learn about sewing patterns and using a running stitch and embellishments before making a sewn bag tag.</p>

